



LONG BEACH EXPRESS SEATTLE EXPRESS FOS EXPRESS

BUILT: 2008

CLASS: DNV-GL/KR

FLAG: LIBERIA



BUILDER: Hanjin Heavy Industries & Constructions Co. Ltd

VESSEL MAIN PARTICULARS

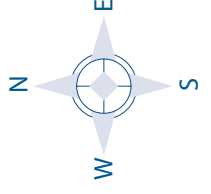
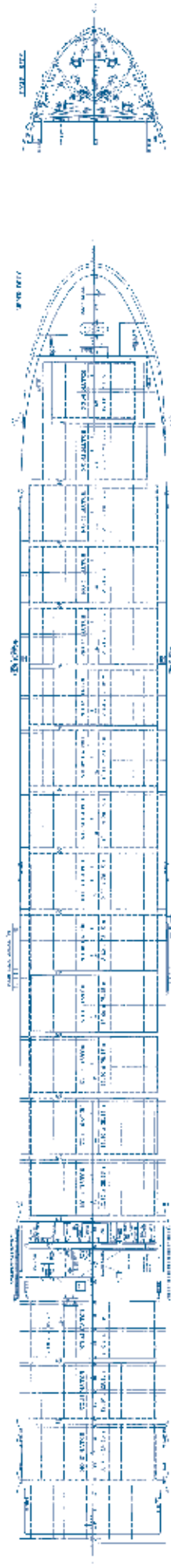
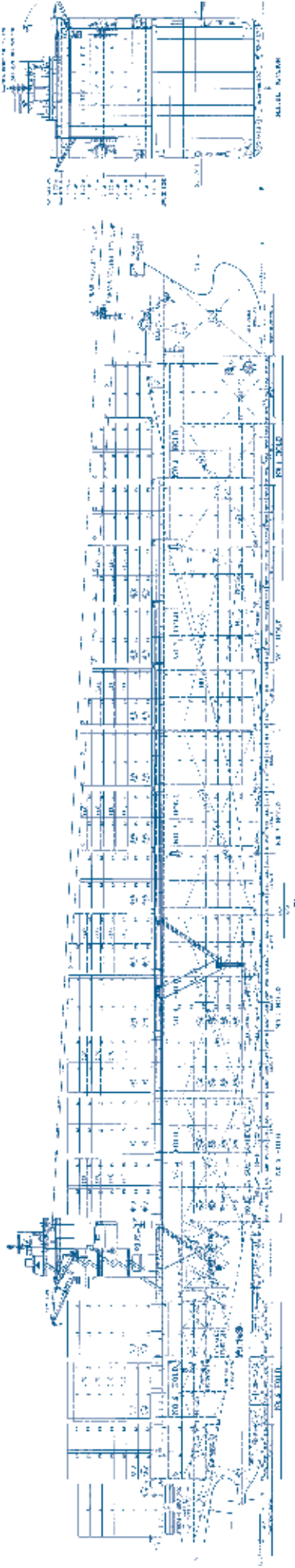
Type of vessel:	DNV, + 100 A5 Container ship BWM SOLAS-II-2,Reg.19 ERS IW +MC AUT TMON(oil lubricated) KRS1 CONTAINER SHIP CLEAN1 IWS ERS CDG IHM LG LI KRM1 UMA STCM
Length, overall:	294.04 m
Length, between pp:	283 m
Breadth, moulded:	32.20 m
Depth, to main deck:	21.60 m
Draught, design (Td):	12 m
Draught, scantiling (Ts):	13.52 m
Air Draft:	54.50 m
Deadweight, design (Td):	56,306 MT
Deadweight, scantling (Ts):	68,618 MT
International NT:	31.705
International GT:	54.675

CONTAINER CAPACITY

On Deck:	2,808 TEUs (max 7 tiers)
In Holds:	<u>2,281 TEUs (max 6 tiers)</u>
Total	<u>5,089 TEUs</u>
Homog. intake @ 14 mt	3.376
Reefer Plugs on Deck	386
Reefer Plugs on Holds	<u>96</u>
Reefer Plugs Total	<u>482</u>

MAIN ENGINE

Main Engine	One set MAN B&W 9K90MC-C
MCR	41.130 KW @ 104.0 RPM
NCR	37,017 KW @ 100.4 RPM
	ALL DETAILS ABOUT & WOG



LONG BEACH EXPRESS SEATTLE EXPRESS FOS EXPRESS

CAPITAL-EXECUTIVE SHIP MANAGEMENT CORP.

3, Iassonos St., Piraeus 185 37, GREECE

Tel: +30 210 4558600, Fax: +30 210 4558655

e-mail: info@capital-executive.gr - www.capital-executive.gr